

## Setup Exchange on iOS Device


1. On your phone, open **Settings** and scroll down to **Mail**



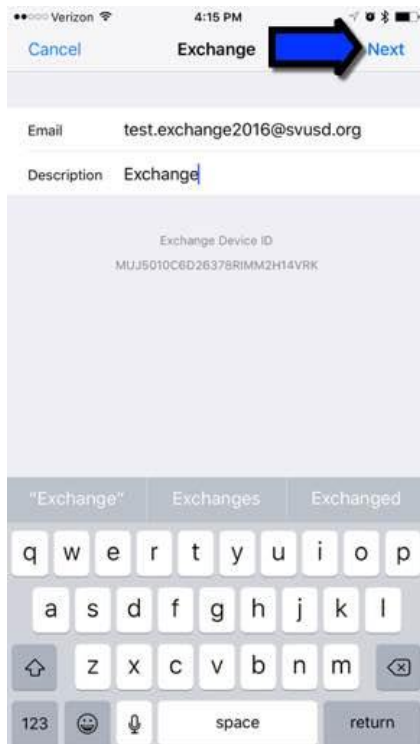
2. Click on **Add Account**



### 3. Choose **Exchange**



4. Enter your email address as [first.last@svusd.org](mailto:first.last@svusd.org). The description can be anything you want. Click **Next**



5. Enter in the password you use for Saddleport and click **Next**



Cancel Next

4:16 PM

Email test.exchange2016@svusd.org

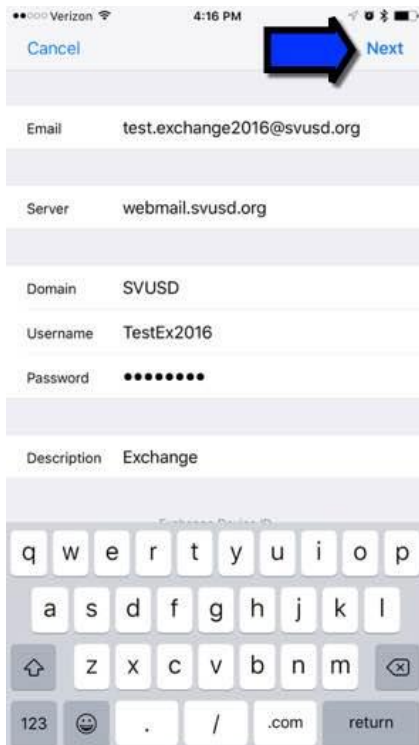
Password ••••••••

Description Exchange

Exchange Device ID:  
MLU010C002E378MMJ2H14V6E

1 2 3 4 5 6 7 8 9 0  
- / : ; ( ) \$ & @ #  
# + , . ? ! ' < >  
ABC space return

6. Enter in the requested information. Domain will be SVUSD unless you are at a high school (ETHS, LHHS, MVHS, THHS). Username will be the same one you enter for Saddleport. Click **Next**



Cancel Next

4:16 PM

Email test.exchange2016@svusd.org

Server webmail.svusd.org

Domain SVUSD

Username TestEx2016

Password ••••••••

Description Exchange

Exchange Device ID:

q w e r t y u i o p  
a s d f g h j k l  
↑ z x c v b n m ↓  
123 . / .com return

7. Choose what you want to sync and click **Save**

