



Mission Viejo High School- Gymnasium EAP
Saddleback Valley Unified School District



- **Emergency Personnel**
 - Certified athletic trainer will be on site for Mission Viejo High School sanctioned practice and competitions. Sports medicine staff is also accessible from the athletic training facility on the Mission Viejo High School campus (next to the weight room/ yellow circle on map).
 - Coaches are certified in CPR and First Aid and are on site for season practices and games.
- **Emergency Communication**
 - Certified athletic trainer and staff on site all have walkie talkies and can also be reached by phone at: (949) 837-7722
 - Andréa Vega, MS, ATC: Head Athletic Trainer- **Ext: 235174**
 - Bradley Cook: Assistant Principal of Athletics- **Ext: 235116**
 - Susie Daher: Athletic Director- **Ext: 235187**
- **Emergency Equipment**
 - AED, splint bag, cervical collar, crutches, and biohazard kit are brought out to all practices and competitions, and will be located on the sideline with the athletic trainer
 - Nearest AED locations can be located on the map (black circles)
 - Any additional supplies are located within the athletic training room (yellow circle on map)
- **Roles of the First Responders**
 1. Immediate care of the injured athlete or ill student-athlete
 2. Emergency equipment retrieval
 3. Activate Emergency Medical System (EMS)
 - Call 911 (provide name, address, telephone number, number of individuals injured, condition of injured, first aid treatment, other information requested)
 - Notify campus safety
 4. Direction of EMS to scene
 - Open appropriate gates to allow for entry
 - Designate individual to "flag down" EMS and direct to scene
 - Limit scene to first aid providers and move bystanders away from area
- **Venue Directions**
 - Address:
 - Mission Viejo High School
25025 Chrisanta Drive
Mission Viejo, CA 92691
 - Traveling from I-5 North: exit La Paz Road, turn right onto La Paz Road, turn right on Chrisanta Drive, turn right onto Diablo Drive, and continue through the parking lot, turn right into the center campus entrance and the gymnasium will be on the left hand side
 - Traveling from I-5 South: exit La Paz road, turn left onto La Paz Road,

turn right on Chrisanta Drive, turn right onto Diablo Drive, and continue through the parking lot, turn right into the center campus entrance and the gymnasium will be on the left hand side

- The appropriate gates will be opened by a designated individual



- **Emergency Care Facility**

Mission Hospital
27700 Medical Center Road
Mission Viejo, CA 92691

Saddleback Memorial Medical Center
24451 Health Center Drive
Laguna Hills, CA 92653




Mission Viejo High School- Football Stadium EAP
Saddleback Valley Unified School District



- **Emergency Personnel**
 - Certified athletic trainer will be on site for Mission Viejo High School sanctioned practice and competitions. Sports medicine staff is also accessible from the athletic training facility on the Mission Viejo High School campus (next to the weight room/ yellow circle on map).
 - Coaches are certified in CPR and First Aid and are on site for season practices and games.
 - EMS will be present at all sanctioned varsity football competitions
- **Emergency Communication**
 - Certified athletic trainer and staff on site all have walkie talkies and can also be reached by phone at: (949) 837-7722
 - Andréa Vega, MS, ATC: Head Athletic Trainer- **Ext: 235174**
 - Bradley Cook: Assistant Principal of Athletics- **Ext: 235116**
 - Susie Daher: Athletic Director- **Ext: 235187**
- **Emergency Equipment**
 - AED, splint bag, cervical collar, crutches, and biohazard kit are brought out to all practices and competitions, and will be located on the sideline with the athletic trainer
 - Nearest AED locations can be located on the map (black circles)
 - Any additional supplies are located within the athletic training room (yellow circle on map)
- **Roles of the First Responders**
 1. Immediate care of the injured athlete or ill student-athlete
 2. Emergency equipment retrieval
 3. Activate Emergency Medical System (EMS)
 - Call 911 (provide name, address, telephone number, number of individuals injured, condition of injured, first aid treatment, other information requested)
 - Notify campus safety
 4. Direction of EMS to scene
 - Open appropriate gates to allow for entry
 - Designate individual to "flag down" EMS and direct to scene
 - Limit scene to first aid providers and move bystanders away from area
- **Venue Directions**
 - Address:
 - Mission Viejo High School
25025 Chrisanta Drive
Mission Viejo, CA 92691
 - Traveling from I-5 North: exit La Paz Road, turn right onto La Paz Road, turn right on Chrisanta Drive, turn right on Diablo Drive, continue straight through the Mission Viejo High School parking lot.
 - Traveling from I-5 South: exit La Paz road, turn left onto La Paz Road,

turn right on Chrisanta Drive, turn right on Diablo Drive, continue straight through the Mission Viejo High School parking lot.

- The appropriate gates will be opened for the EMS team to enter the football stadium



- **Emergency Care Facility**

Mission Hospital
27700 Medical Center Road
Mission Viejo, CA 92691

Saddleback Memorial Medical Center
24451 Health Center Drive
Laguna Hills, CA 92653



Mission Viejo High School- JV Baseball Field EAP

Saddleback Valley Unified School District



- **Emergency Personnel**
 - Certified athletic trainer will be on site for Mission Viejo High School sanctioned practices and competitions. Sports medicine staff is also accessible from the athletic training facility on the Mission Viejo High School campus (next to the weight room/ yellow circle on map).
 - Coaches are certified in CPR and First Aid and are on site for season practices and games.
- **Emergency Communication**
 - Certified athletic trainer and staff on site all have walkie talkies and can also be reached by phone at: (949) 837-7722
 - Andréa Vega, MS, ATC: Head Athletic Trainer- **Ext: 235174**
 - Bradley Cook: Assistant Principal of Athletics- **Ext: 235116**
 - Susie Daher: Athletic Director- **Ext: 235187**
- **Emergency Equipment**
 - AED, splint bag, cervical collar, crutches, and biohazard kit is brought out to all sanctioned competitions and will be with the athletic trainer
 - Nearest AED locations can be located on the map (black circles)
 - Any additional supplies are located within the athletic training room (yellow circle on map)
- **Roles of the First Responders**
 1. Immediate care of the injured athlete or ill student-athlete
 2. Emergency equipment retrieval
 3. Activate Emergency Medical System (EMS)
 - Call 911 (provide name, address, telephone number, number of individuals injured, condition of injured, first aid treatment, other information requested)
 - Notify campus safety
 4. Direction of EMS to scene
 - Open appropriate gates to allow for entry
 - Designate individual to "flag down" EMS and direct to scene
 - Limit scene to first aid providers and move bystanders away from area
- **Venue Directions**
 - Address:
 - Mission Viejo High School
25025 Chrisanta Drive
Mission Viejo, CA 92691
 - Traveling from I-5 North: exit La Paz Road, turn right onto La Paz Road, turn right on Chrisanta Drive, turn right onto Diablo Drive, and continue through the parking lot until the end and turn right between the tennis courts (left side) and pool (right side), after the tennis court turn left onto a small paved pathway that leads to the softball field
 - Traveling from I-5 South: exit La Paz road, turn left onto La Paz Road,

turn right on Chrisanta Drive, turn right onto Diablo Drive, and continue through the parking lot until the end and turn right between the tennis courts (left side) and pool (right side), after the tennis court turn left onto a small paved pathway that leads to the softball field

- The appropriate gates will be opened by a designated individual



- **Emergency Care Facility**

Mission Hospital
27700 Medical Center Road
Mission Viejo, CA 92691

Saddleback Memorial Medical Center
24451 Health Center Drive
Laguna Hills, CA 92653



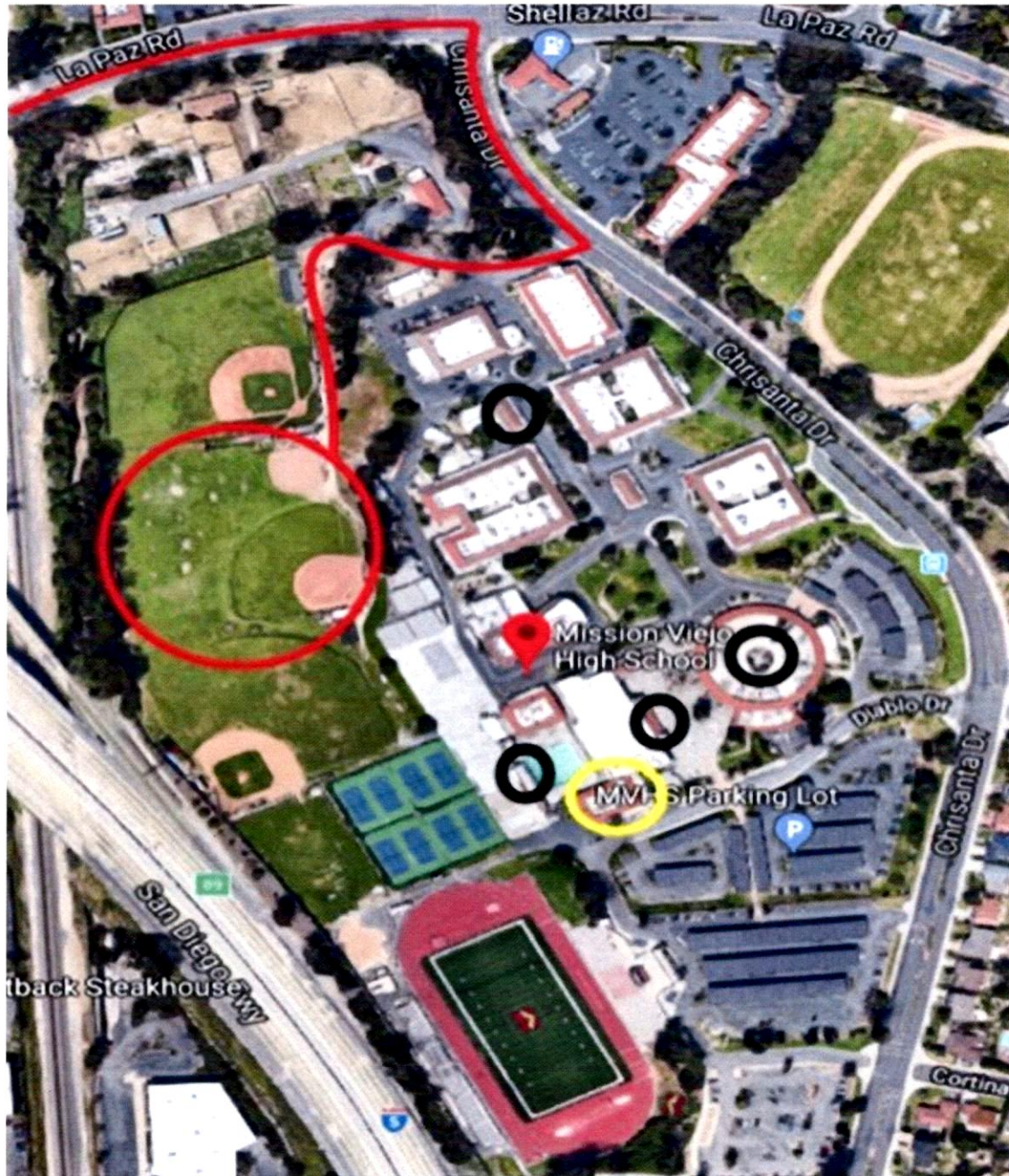
Mission Viejo High School- Softball Field EAP
Saddleback Valley Unified School District



- **Emergency Personnel**
 - Certified athletic trainer will be on site for Mission Viejo High School sanctioned practices and competitions. Sports medicine staff is also accessible from the athletic training facility on the Mission Viejo High School campus (next to the weight room/ yellow circle on map).
 - Coaches are certified in CPR and First Aid and are on site for season practices and games.
- **Emergency Communication**
 - Certified athletic trainer and staff on site all have walkie talkies and can also be reached by phone at: (949) 837-7722
 - Andréa Vega, MS, ATC: Head Athletic Trainer- **Ext: 235174**
 - Bradley Cook: Assistant Principal of Athletics- **Ext: 235116**
 - Susie Daher: Athletic Director- **Ext: 235187**
- **Emergency Equipment**
 - AED, splint bag, cervical collar, crutches, and biohazard kit are brought out to all practices and competitions, and will be located on the sideline with the athletic trainer
 - Nearest AED locations can be located on the map (black circles)
 - Any additional supplies are located within the athletic training room (yellow circle on map)
- **Roles of the First Responders**
 1. Immediate care of the injured athlete or ill student-athlete
 2. Emergency equipment retrieval
 3. Activate Emergency Medical System (EMS)
 - Call 911 (provide name, address, telephone number, number of individuals injured, condition of injured, first aid treatment, other information requested)
 - Notify campus safety
 4. Direction of EMS to scene
 - Open appropriate gates to allow for entry
 - Designate individual to "flag down" EMS and direct to scene
 - Limit scene to first aid providers and move bystanders away from area
- **Venue Directions**
 - Address:
 - Mission Viejo High School
25025 Chrisanta Drive
Mission Viejo, CA 92691
 - Traveling from I-5 North: exit La Paz Road, turn right onto La Paz Road, turn right on Chrisanta Drive, turn right onto the first service road, continue straight down the hill, you will pass a baseball field on the right and then you will reach the softball field on the right
 - Traveling from I-5 South: exit La Paz road, turn left onto La Paz Road,

turn right on Chrisanta Drive, turn right onto the first service road, continue straight down the hill, you will pass a baseball field on the right and then you will reach the softball field on the right

- The service road gate will be opened by a designated individual



- **Emergency Care Facilities**

Mission Hospital
27700 Medical Center Road
Mission Viejo, CA 92691

Saddleback Memorial Medical Center
24451 Health Center Drive
Laguna Hills, CA 92653



Mission Viejo High School- Swimming Pool EAP

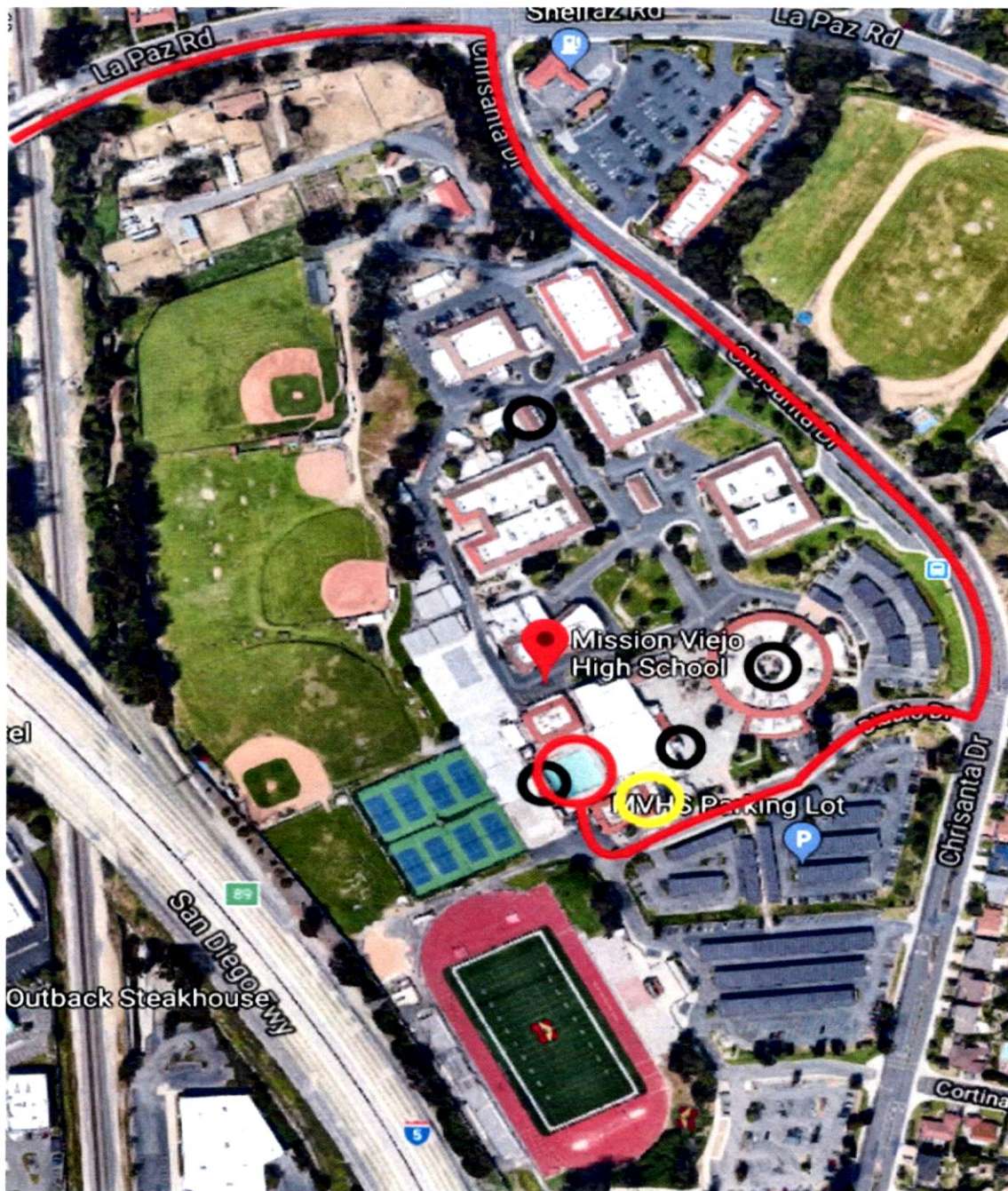
Saddleback Valley Unified School District



- **Emergency Personnel**
 - Certified athletic trainer will be on site and accessible from the athletic training facility on the Mission Viejo High School campus (next to the weight room/ yellow circle on map).
 - Lifeguards will be on site during sanctioned meets
 - Coaches are certified in CPR and First Aid and are on site for season practices and games.
- **Emergency Communication**
 - Certified athletic trainer and staff on site all have walkie talkies and can also be reached by phone at: (949) 837-7722
 - Andréa Vega, MS, ATC: Head Athletic Trainer- **Ext: 235174**
 - Bradley Cook: Assistant Principal of Athletics- **Ext: 235116**
 - Susie Daher: Athletic Director- **Ext: 235187**
- **Emergency Equipment**
 - AED, splint bag, cervical collar, crutches, and biohazard kit, and any additional supplies are located within the athletic training room (yellow circle on map)
 - Nearest AED locations can be located on the map (black circles)
- **Roles of the First Responders**
 1. Immediate care of the injured athlete or ill student-athlete
 2. Emergency equipment retrieval
 3. Activate Emergency Medical System (EMS)
 - Call 911 (provide name, address, telephone number, number of individuals injured, condition of injured, first aid treatment, other information requested)
 - Notify campus safety
 4. Direction of EMS to scene
 - Open appropriate gates to allow for entry
 - Designate individual to "flag down" EMS and direct to scene
 - Limit scene to first aid providers and move bystanders away from area
- **Venue Directions**
 - Address:
 - Mission Viejo High School
25025 Chrisanta Drive
Mission Viejo, CA 92691
 - Traveling from I-5 North: exit La Paz Road, turn right onto La Paz Road, turn right on Chrisanta Drive, turn right onto Diablo Drive, and continue through the parking lot, turn right and enter between the tennis courts (left side) and the swimming pool (right side)
 - Traveling from I-5 South: exit La Paz road, turn left onto La Paz Road, turn right on Chrisanta Drive, turn right onto Diablo Drive, and continue through the parking lot, turn right and enter between the tennis courts (left

side) and the swimming pool (right side)

- EMS will enter through double black gates facing the parking lot.
- The appropriate gates will be opened by a designated individual



- **Emergency Care Facility**

Mission Hospital
27700 Medical Center Road
Mission Viejo, CA 92691

Saddleback Memorial Medical Center
24451 Health Center Drive
Laguna Hills, CA 92653



Mission Viejo High School- Tennis Courts EAP
Saddleback Valley Unified School District



- **Emergency Personnel**
 - Certified athletic trainer will be on site for Mission Viejo High School sanctioned practice and competitions. Sports medicine staff is accessible from the athletic training facility on the Mission Viejo High School campus (next to the weight room/ yellow circle on map).
 - Coaches are certified in CPR and First Aid and are on site for season practices and games.
- **Emergency Communication**
 - Certified athletic trainer and staff on site all have walkie talkies and can also be reached by phone at: (949) 837-7722
 - Andréa Vega, MS, ATC: Head Athletic Trainer- **Ext: 235174**
 - Bradley Cook: Assistant Principal of Athletics- **Ext: 235116**
 - Susie Daher: Athletic Director- **Ext: 235187**
- **Emergency Equipment**
 - AED, splint bag, cervical collar, crutches, and biohazard kit, and any additional supplies are located within the athletic training room (yellow circle on map)
 - Nearest AED locations can be located on the map (black circles)
- **Roles of the First Responders**
 1. Immediate care of the injured athlete or ill student-athlete
 2. Emergency equipment retrieval
 3. Activate Emergency Medical System (EMS)
 - Call 911 (provide name, address, telephone number, number of individuals injured, condition of injured, first aid treatment, other information requested)
 - Notify campus safety
 4. Direction of EMS to scene
 - Open appropriate gates to allow for entry
 - Designate individual to "flag down" EMS and direct to scene
 - Limit scene to first aid providers and move bystanders away from area
- **Venue Directions**
 - Address:
 - Mission Viejo High School
25025 Chrisanta Drive
Mission Viejo, CA 92691
 - Traveling from I-5 North: exit La Paz Road, turn right onto La Paz Road, turn right on Chrisanta Drive, turn right on Diablo Drive, continue straight through the Mission Viejo High School parking lot, turn right and enter between the tennis courts (left side) and the swimming pool (right side)
 - Traveling from I-5 South: exit La Paz road, turn left onto La Paz Road, turn right on Chrisanta Drive, turn right on Diablo Drive, continue straight through the Mission Viejo High School parking lot, turn right and enter

- between the tennis courts (left side) and the swimming pool (right side)
- The appropriate gates will be opened for the EMS team to enter



- **Emergency Care Facility**

Mission Hospital
27700 Medical Center Road
Mission Viejo, CA 92691

Saddleback Memorial Medical Center
24451 Health Center Drive
Laguna Hills, CA 92653



Mission Viejo High School- Varsity Baseball Field EAP

Saddleback Valley Unified School District



- **Emergency Personnel**
 - Certified athletic trainer will be on site for Mission Viejo High School sanctioned practice and game competitions. Sports medicine staff is also accessible from the athletic training facility on the Mission Viejo High School campus (next to the weight room/ yellow circle on map).
 - Coaches are certified in CPR and First Aid and are on site for season practices and games.
- **Emergency Communication**
 - Certified athletic trainer and staff on site all have walkie talkies and can also be reached by phone at: (949) 837-7722
 - Andréa Vega, MS, ATC: Head Athletic Trainer- **Ext: 235174**
 - Bradley Cook: Assistant Principal of Athletics- **Ext: 235116**
 - Susie Daher: Athletic Director- **Ext: 235187**
- **Emergency Equipment**
 - AED, splint bag, cervical collar, crutches, and biohazard kit are brought out to all competitions, and will be located on the sideline with the athletic trainer
 - Nearest AED locations can be located on the map (black circles)
 - Any additional supplies are located within the athletic training room (yellow circle on map)
- **Roles of the First Responders**
 1. Immediate care of the injured athlete or ill student-athlete
 2. Emergency equipment retrieval
 3. Activate Emergency Medical System (EMS)
 - Call 911 (provide name, address, telephone number, number of individuals injured, condition of injured, first aid treatment, other information requested)
 - Notify campus safety
 4. Direction of EMS to scene
 - Open appropriate gates to allow for entry
 - Designate individual to "flag down" EMS and direct to scene
 - Limit scene to first aid providers and move bystanders away from area
- **Venue Directions**
 - Address:
 - Mission Viejo High School
25025 Chrisanta Drive
Mission Viejo, CA 92691
 - Traveling from I-5 North: exit La Paz Road, turn right onto La Paz Road, turn right on Chrisanta Drive, turn right onto the first service road, continue straight down the hill until you reach the first baseball field
 - Traveling from I-5 South: exit La Paz road, turn left onto La Paz Road,

turn right on Chrisanta Drive, turn right onto the first service road,
continue straight down the hill until you reach the first baseball field

- The service road gate will be opened by a designated individual



- **Emergency Care Facility**

Mission Hospital
27700 Medical Center Road
Mission Viejo, CA 92691

Saddleback Memorial Medical Center
24451 Health Center Drive
Laguna Hills, CA 92653



**Mission Viejo High School- Weight Room and
Athletic Training Room EAP**
Saddleback Valley Unified School District



- **Emergency Personnel**
 - Certified athletic trainer will be on site and accessible from the athletic training facility on the Mission Viejo High School campus
 - The weight room (to the right between double doors) and athletic training room (straight ahead) are next to each other
 - Coaches are certified in CPR and First Aid and are on site for weight lifting practice
- **Emergency Communication**
 - Certified athletic trainer and staff on site all have walkie talkies and can also be reached by phone at: (949) 837-7722
 - Andréa Vega, MS, ATC: Head Athletic Trainer- **Ext: 235174**
 - Bradley Cook: Assistant Principal of Athletics- **Ext: 235116**
 - Susie Daher: Athletic Director- **Ext: 235187**
- **Emergency Equipment**
 - AED, splint bag, cervical collar, crutches, and biohazard kit, and any additional supplies are located within the athletic training room (right next to the weight room)
 - Nearest AED locations can be located on the map (black circles)
- **Roles of the First Responders**
 1. Immediate care of the injured athlete or ill student-athlete
 2. Emergency equipment retrieval
 3. Activate Emergency Medical System (EMS)
 - Call 911 (provide name, address, telephone number, number of individuals injured, condition of injured, first aid treatment, other information requested)
 - Notify campus safety
 4. Direction of EMS to scene
 - Open appropriate gates to allow for entry
 - Designate individual to "flag down" EMS and direct to scene
 - Limit scene to first aid providers and move bystanders away from area
- **Venue Directions**
 - Address:
 - Mission Viejo High School
25025 Chrisanta Drive
Mission Viejo, CA 92691
 - Traveling from I-5 North: exit La Paz Road, turn right onto La Paz Road, turn right on Chrisanta Drive, turn right onto Diablo Drive, and continue through the parking lot, turn right into the center campus entrance and the weight room and athletic training room will be on the left through a small walking gate
 - Traveling from I-5 South: exit La Paz road, turn left onto La Paz Road,

turn right on Chrisanta Drive, turn right onto Diablo Drive, and continue through the parking lot, turn right into the center campus entrance and the weight room and athletic training room will be on the left through a small walking gate

- The appropriate gates will be opened by a designated individual



- **Emergency Care Facility**

Mission Hospital
27700 Medical Center Road
Mission Viejo, CA 92691

Saddleback Memorial Medical Center
24451 Health Center Drive
Laguna Hills, CA 92653